

MB309A



Scan the QR code for more product information

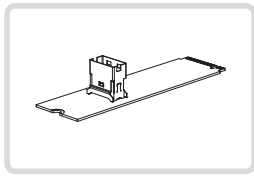
Copyright © ICY DOCK International. All Rights Reserved.

Cremax Europe GmbH
Email: support@icydock.com
Weidenweg 21H, 47059 Duisburg, GermanyBeyond Technologies UK Ltd
Email: info@beyondtech.co.uk
Unit B6, Halesfield 11, Telford, Shropshire, TF7 4PH, U.K.

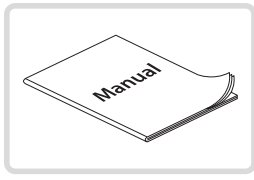
1

Package Contents • Packungsinhalt • Contenu • Contenido del paquete

• 包装について • 包装説明 • 包装说明



MB309A Adapter



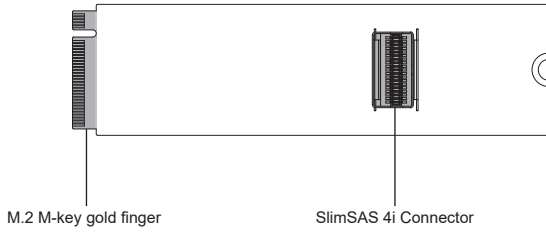
User Manual

2

Device Information • Geräteinformationen • Informations dispositif

• Información del dispositivo • 本体説明 • 機體説明 • 机体说明

▼ Top View



M.2 M-key gold finger

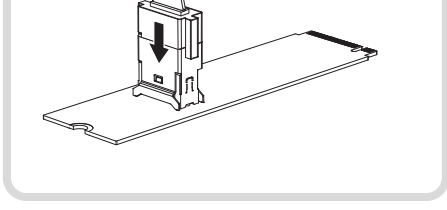
SlimSAS 4i Connector

3

Device Installation • Installation eines Gerätes • Installation du dispositif

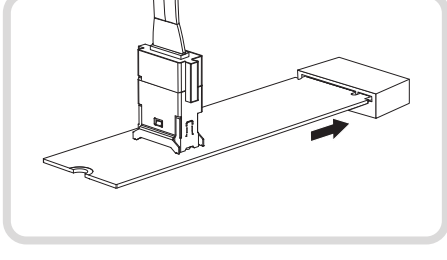
• Instalación del dispositivo • デバイス取付手順 • 装置安裝步驟
• 设备安装步骤

3-1



To prevent the MB309A from being deformed and causing damage, please connect the SlimSAS 4i cable to the MB309A before installing on the motherboard.

3-2



Use the screws provided with your motherboard for securing the MB309A adapter. For the correct installation procedure, please follow the instructions in you motherboard's manual.

❗ Note:

1.Safety First: Before any hardware installation, please ensure all power is switched off and cords are disconnected for your safety and to protect the equipment.**2.Handling Adapter:** Kindly handle the circuit boards with care, as they are sensitive to static. We strongly advise grounding yourself before touching to avoid electrical damage.**3.Securing the Adapter:** Please use the included screws to secure the device firmly in place.**4.Cable Management:** When disconnecting cables, always gently press the overmold to release the connector latches. This helps prevent any harm to the cable or connector.**5.Device Placement:** Please place the adapter in a safe location, away from magnetic fields, high voltage, direct sunlight, and moisture to ensure its longevity.

Technical Specification:

Model	MB309A
Compatible Drive Type	NVMe
Support Slots	Works with M.2 M-key PCIe 2.0/3.0/4.0 or 5.0 slots on motherboards
Host Interface	1 x M.2 M-key Slot
Endpoint Interface	1 x SlimSAS 4i(SFF-8654) , pin-out defined by SFF-9402 Rev 1.1
Transfer Rate	PCIe 4.0 x4 up to 64Gbps
Supported Operating Systems	No limitation
Package Contents	Device, user manual
Compliance	CE, UKCA, RoHS, REACH
Warranty	1 years warranty

